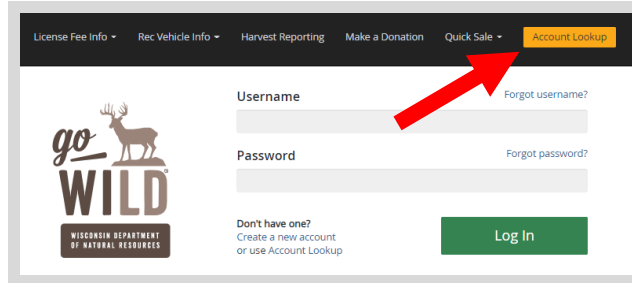


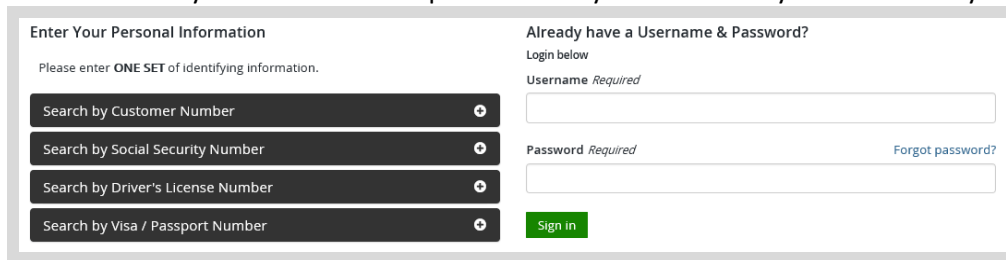
# HOW TO: Lake Winnebago Sturgeon Spearing License

## STEP 1: Log into your Go Wild account

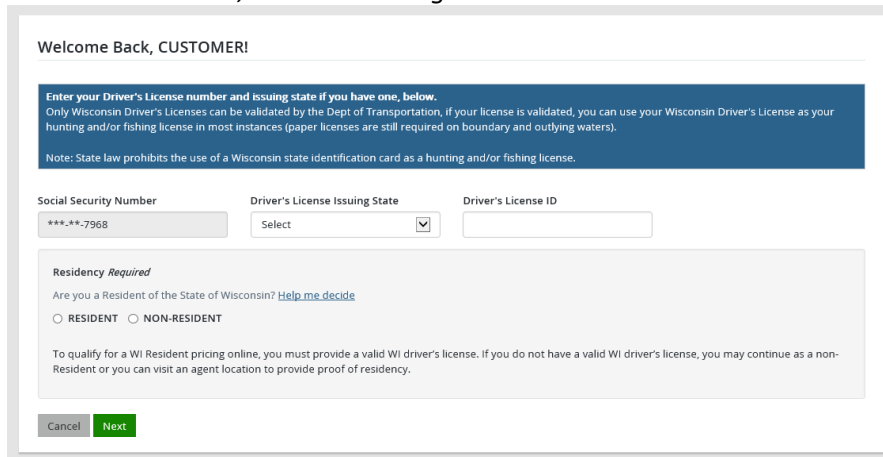
- **Visit the website [gowild.wi.gov](http://gowild.wi.gov).** If you have already set up a username/password for your account, you may log in directly using that. If you have not yet created a username/password, use the "Account Lookup" option to search for your account or create a new account if necessary.



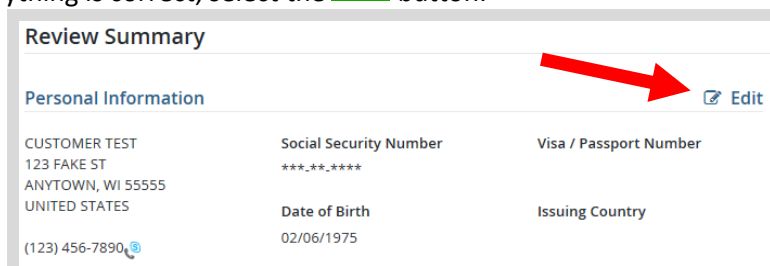
- **Access your Account** - Search for your existing customer record using one of the four personal information options on the left. Or enter your username and password for your account if you have already created one.



- **Welcome Back!** Enter your driver license information (optional). If you do not wish to enter your driver license, leave both the DL state and DL number blank. Next indicate your state residency (Wisconsin resident or nonresident). If you are unsure of your state residency, select the [Help me decide](#) link. *Note: To change your residency from nonresident to resident, all customers age 18 and over must include a WI driver license number.*

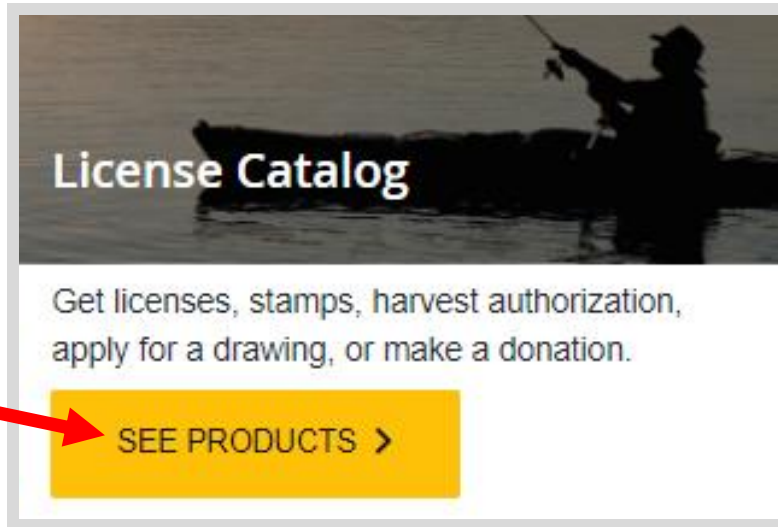


- **Review Summary.** Check your personal information for accuracy. If changes need to be made, select the [Edit](#) icon. If everything is correct, select the [Yes](#) button.



## STEP 2: Select your license/application product

- **Customer Homepage.** Locate the License Catalog section and select the **SEE PRODUCTS** button



- **Product Catalog.** Select the Fish tab at the top, and select the Lake Winnebago Sturgeon Spearing License/Tag from the Product List.

Hunt/Trap	Fish	Applications	Trails & Parks	Misc/Other	Renew Vehicle
<b>Products</b>					
Product Name		Description			
Lake Winnebago Sturgeon Spearing License/Tag (Resident)		Participate in the tradition of spearing of rock o...			

- **Shopping Cart.** Confirm your purchase is correct. Select your **Payment Type** (Credit Card or Checking Account) and select **Checkout**. Or select Keep Shopping if you need to purchase more.

### Shopping Cart

**IMPORTANT - PLEASE READ:**

- Credit cards are subject to a 1.75% convenience fee.
- Choosing the checking account option as your payment type has no fee.
  - When entering banking information on the next page, review for accuracy to avoid additional charges. Incorrect banking information will result in returned ACH payments and returned ACH payments may result in additional charges.

*Note: you must complete checkout even if your shopping cart totals \$0.00. Products will not be added to your customer account until checkout is completed.*

[Remove all from cart](#)

<b>Lake Winnebago Sturgeon Spearing License/Tag (Resident)</b> Valid From 2/8 - 2/23	<a href="#">✕ Remove</a>
<b>Subtotal:</b>	
<b>Payment Type:</b>	Credit Card <input type="checkbox"/>

[Keep Shopping](#) [Checkout](#)

## STEP 3: Make payment and print your receipt/license


- **Donations:** Make a donation to the Cherish Wisconsin Fund. You may select one of the predetermined amounts or select Other to enter in a specific amount.

**Make a donation today:**


No thank you \$2 \$5 \$10 Other

- **Make Payment.** Check the screen for reminders and confirm the total. A convenience fee of 2% will be added to your total when a credit card is used. Select **Make Payment** when ready.
- **Payment Processing.** Scroll to the bottom and enter your credit card (or checking account) information. Select the red Continue button when finished.

Payment Method

Card Number  

Expiration Date Month  Year

Card Security Code  

Card Billing Address  Use my contact information address  
 Use a different address

A convenience fee will be charged for this transaction. This fee amount will display on the next page where you will be able to cancel or confirm your payment.

**Continue** [Cancel](#)

- **Review Payment.** The last step before the license purchase is final. Confirm your payment details, payment method, Billing address, and contact info on the screen. Select **Confirm** when finished.
- **Confirmation.** Your purchase is final, but you are not done yet! Copy down the confirmation number or print the screen. Then select the red Continue To State Website button to return and print your license documents.


**Confirmation**

**You must click the "Continue" button below in order to return to the state agency's website.**

Please keep a record of your Confirmation Number, or [print this page](#) for your records.

Confirmation Number **XWNXCS000090099**

**Continue To State Website**

- **Printing your license.** Now back in the Go Wild site, scroll down and select the **Receipt and License Documents**  button to open your receipt documents for printing.