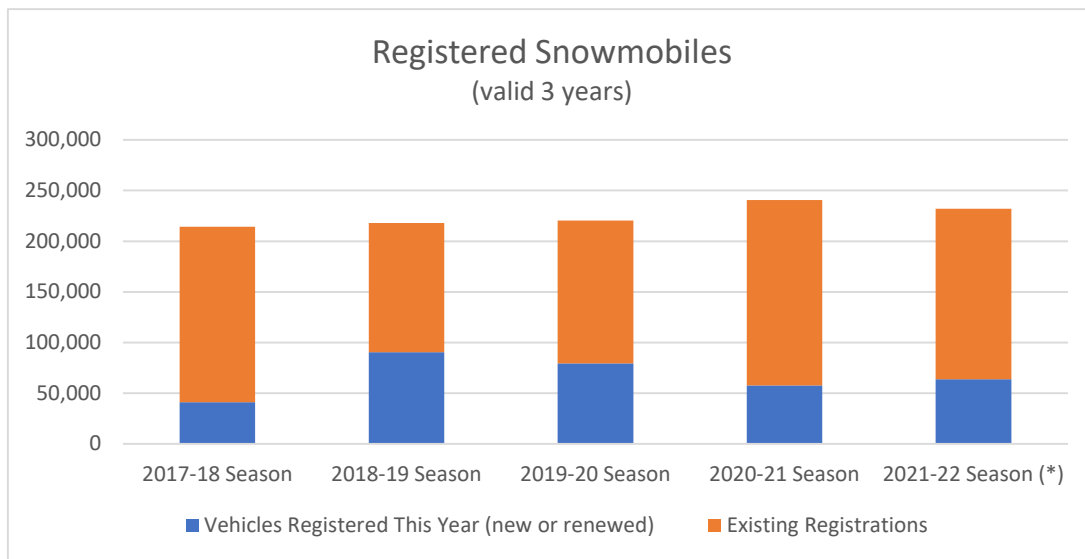


Snowmobile Vehicle Registrations

	Registered Snowmobiles in Wisconsin				
	2017-18 Season	2018-19 Season	2019-20 Season	2020-21 Season	2021-22 Season (*)
Vehicles Registered This Year (new or renewed)	41,217	90,415	79,379	57,679	63,698
Existing Registrations	172,952	127,565	140,969	183,002	168,350
Total Active Registrations	214,169	217,980	220,348	240,681	232,048

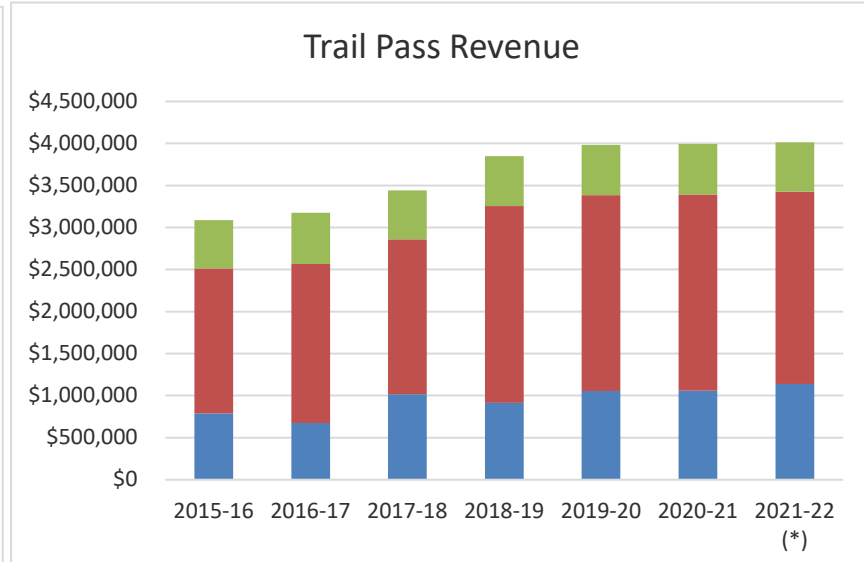
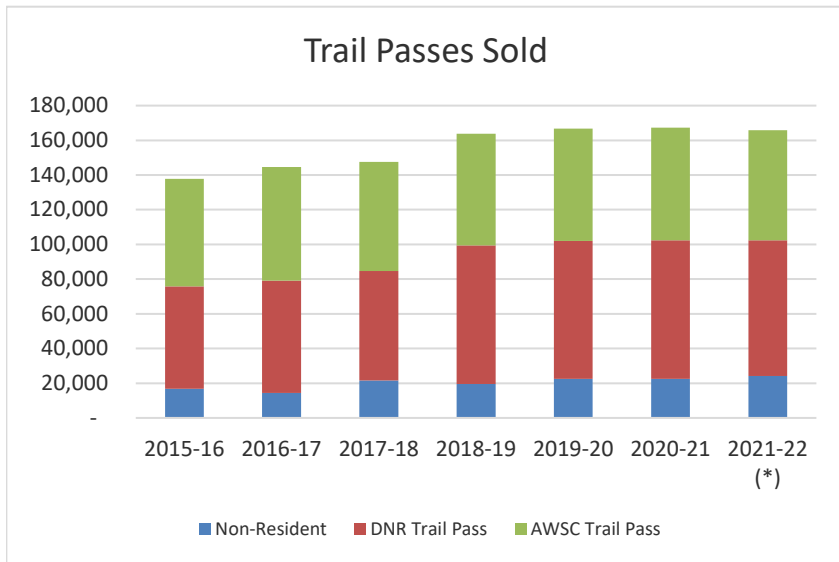
Registrations expire June 30th annually.

(*) As of March 20, 2022



Season	Total Snowmobile Trail Passes Sold						Total
	Non-Resident	Revenue (approximate)	DNR Trail Pass	Revenue (approximate)	AWSC Trail Pass	Revenue (approximate)	
2015-16	16,766	\$788,002	58,970	\$1,724,873	61,979	\$573,306	\$3,086,180
2016-17	14,349	\$674,403	64,743	\$1,893,733	65,581	\$606,624	\$3,174,760
2017-18	21,634	\$1,016,798	62,988	\$1,842,399	63,024	\$582,972	\$3,442,169
2018-19	19,477	\$915,419	79,991	\$2,339,737	64,366	\$595,386	\$3,850,541
2019-20	22,438	\$1,054,586	79,619	\$2,328,856	64,757	\$599,002	\$3,982,444
2020-21	22,532	\$1,059,004	79,786	\$2,333,741	64,906	\$600,381	\$3,993,125
2021-22 (*)	24,211	\$1,137,917	78,187	\$2,286,970	63,406	\$586,506	\$4,011,392

(*) 2021-22 Totals as of March 15, 2022. Non-Resident and DNR Trail Pass may include some duplicate entries that are rolled back after June 30.



9/15 Paymt Dec 1 Ltrs

DNR REG	Project	Miles	County/State	Contract Maint.	Supp. Per Request	Supp. Reviewed	Audit Adjustment	50% Advance	100.0000% Balance of Payment	Groom per mile	Non-Gr per mile
NER	5463	302.2	Fond du Lac	\$90,660	52,167.39	\$50,331.11	(\$1,836.28)	\$26,083.70	\$24,247.41	\$227.39	\$239.16
NER	5464	139.0	Green Lake	\$41,700	12,183.30	\$12,151.30	(\$32.00)	\$6,091.65	\$6,059.65	\$224.17	\$163.25
NER	5466	224.7	Manitowoc	\$67,410	26,409.15	\$25,071.65	(\$1,337.50)	\$13,204.58	\$11,867.07	\$201.41	\$210.17
NER	5469	439.2	Oconto	\$131,760	63,190.06	\$59,979.06	(\$3,211.00)	\$31,595.03	\$28,384.03	\$207.82	\$230.11
NER	5471	437.8	Shawano	\$131,340	16,839.55	\$16,788.55	(\$51.00)	\$7,289.30	\$9,499.25	\$255.19	\$83.16
NER	5472	390.6	Waupaca	\$117,180	44,578.12	\$43,795.80	(\$782.32)	\$22,289.06	\$21,506.74	\$220.93	\$191.20
WCR	5484	142.6	La Crosse	\$42,780	12,801.58	\$12,561.63	(\$239.95)	\$6,400.79	\$6,160.84	\$208.06	\$180.03
WCR	5485	791.0	Marathon	\$237,300	97,582.03	\$97,390.23	(\$191.80)	\$48,791.02	\$48,599.21	\$245.48	\$177.64
WCR	5486	308.7	Monroe	\$92,610	77,059.00	\$70,818.00	(\$6,241.00)	\$38,529.50	\$32,288.50	\$279.41	\$281.90
WCR	5488	226.9	Pierce	\$68,070	35,758.87	\$35,296.00	(\$462.87)	\$17,879.44	\$17,416.56	\$205.56	\$251.55
NO-R	5495	406.6	Forest	\$121,980	117,581.15	\$109,276.35	(\$8,304.80)	\$58,790.58	\$50,485.77	\$329.49	\$239.27
NO-R	5496	302.6	Iron	\$90,786	117,907.98	\$117,958.98	\$51.00	\$27,746.49	\$90,212.49	\$536.90	\$152.94
NO-R	5497	532.7	Langlade	\$159,810	86,419.21	\$84,098.21	(\$2,321.00)	\$43,209.61	\$40,888.60	\$280.80	\$177.07
NO-R	5499	429.4	Oneida	\$128,820	150,744.82	\$128,268.50	(\$22,476.32)	\$75,372.41	\$52,896.09	\$348.72	\$298.31
NO-R	5500	473.0	Price	\$141,900	132,326.68	\$131,358.55	(\$968.13)	\$66,163.34	\$65,195.21	\$330.99	\$246.72
NO-R	5502	494.7	Vilas	\$148,410	272,208.60	\$271,888.60	(\$320.00)	\$136,104.30	\$135,784.30	\$684.17	\$165.44
NO-S	5503	204.2	Ashland	\$61,260	16,016.04	\$16,016.37	\$0.33	\$8,008.02	\$8,008.35	\$225.59	\$152.85
NO-S	5505	461.1	Bayfield	\$138,330	57,063.87	\$57,041.87	(\$22.00)	\$28,446.44	\$28,595.43	\$292.33	\$131.38
NO-S	5507	318.7	Douglas	\$95,610	14,220.46	\$14,172.46	(\$48.00)	\$7,110.23	\$7,062.23	\$236.98	\$107.49
NO-S	5510	383.2	Sawyer	\$114,960	37,909.58	\$35,832.08	(\$2,077.50)	\$18,954.79	\$16,877.29	\$295.41	\$98.10
SCR	5514	398.0	Dane	\$119,400	43,527.83	\$39,990.97	(\$3,536.86)	\$21,763.92	\$18,227.05	\$224.09	\$176.39
SCR	5515	330.9	Dodge	\$99,270	69,593.38	\$69,456.38	(\$137.00)	\$34,796.69	\$34,659.69	\$289.59	\$220.31
SCR	5517	98.0	Green	\$29,400	10,803.20	\$9,612.70	(\$1,190.50)	\$5,401.60	\$4,211.10	\$251.45	\$146.64
SCR	5523	215.5	Sauk	\$64,650	31,754.29	\$31,320.29	(\$434.00)	\$14,938.28	\$16,382.01	\$221.65	\$223.68
SER	5528	166.5	Racine	\$49,950	30,549.66	\$27,487.40	(\$3,062.26)	\$15,274.83	\$12,212.57	\$273.86	\$191.23
SER	5529	236.2	Sheboygan	\$70,860	36,962.66	\$35,812.50	(\$1,150.16)	\$18,481.33	\$17,331.17	\$201.62	\$254.60
SER	5530	217.7	Walworth	\$65,310	25,803.65	\$25,435.65	(\$368.00)	\$12,901.83	\$12,533.82	\$246.43	\$170.41
SER	5532	100.9	Waukesha	\$30,270	25,311.39	\$24,949.00	(\$362.39)	\$12,655.70	\$12,293.30	\$297.36	\$277.02
		9,172.6	TOTAL	\$2,751,786	1,715,273.5	\$1,654,160.19	(\$61,113.31)	\$824,274.46	829,885.7	\$ 280.10	\$ 194.21

State Property						
		Contract Maint	Supp Per Req	Supp Reviewed	Audit Adjust	100% Payment
18.2	Bearskin Trail Cross Co Cruisr	\$5,460	3,746.00	3,746.00	\$0.00	\$3,746.00
	Badger ST					
16.0	Belleveille Sno	\$3,200	461.00	461.00	\$0.00	\$461.00
18.0	Monroe Statelir	\$3,600	355.00	355.00	\$0.00	\$355.00
	Brule River SF					
32.0	Brule River Rid	\$9,600	3,036.30	3,036.30	\$0.00	\$3,036.30
	Military Ridge ST					
4.0	Barneveld	\$800	1,290.00	1,290.00	\$0.00	\$1,290.00
	NH-AL SF					
28.2	New Tom	\$8,460	3,209.55	3,209.55	\$0.00	\$3,209.55
131.4	Subtotal		\$12,097.85	\$12,097.85		\$12,097.85

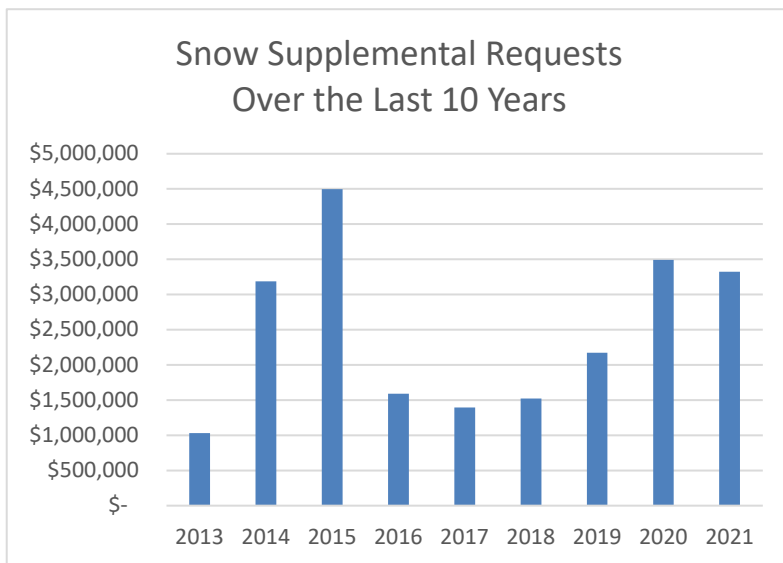
	Adv	Balance	Total Payments
9,304.0	Grand Total	\$1,727,371.35	\$1,666,258.04
		(\$61,113.31)	\$824,274.46
		\$841,983.58	\$1,666,258.04

Snowmobile Supplemental Maintenance 10 Year Seasonal History

Snowmobile Season	Fiscal Year	Total Request	Total Payment	Percent of Request Paid	Basic Maint @ \$300/Mi	Per Mile Maint w/ Supp (Statewide Average) *
2011-12**	2013	\$ 1,028,800	\$ 1,028,800	100%	\$ 5,601,780	\$ 355 per mile
2012-13	2014	\$ 3,185,500	\$ 2,515,600	79.0%	\$ 5,601,780	\$ 435 per mile
2013-14***	2015	\$ 4,498,600	\$ 3,016,500	67.2%	\$ 5,658,033	\$ 460 per mile
2014-15	2016	\$ 1,591,493	\$ 1,563,000	100.0%	\$ 5,656,725	\$ 383 per mile
2015-16	2017	\$ 1,393,585	\$ 1,337,771	100.0%	\$ 5,641,215	\$ 371 per mile
2016-17	2018	\$ 1,523,565	\$ 1,255,154	100.0%	\$ 5,684,592	\$ 366 per mile
2017-18	2019	\$ 2,174,711	\$ 2,145,475	100.0%	\$ 5,672,850	\$ 413 per mile
2018-19	2020	\$ 3,492,658	\$ 3,438,074	100.0%	\$ 5,676,180	\$ 482 per mile
2019-20	2021	\$ 3,322,696	\$ 3,303,768	100.0%	\$ 5,676,180	\$ 474 per mile
2020-21	2022	\$ 1,693,563	\$ 1,666,258	100.0%	\$ 5,676,180	\$ 381 per mile
10 Year Average		\$ 2,390,517	\$ 2,127,040			\$ 412 per mile

***Includes \$301,200 from snowmobile registration revenues.

* Statewide Average includes all base maintenance payments + supplemental across the state, divided by the total number of funded miles in the state



10 Year Average = \$2,127,000 / year

Snowmobile Supplemental Maintenance Expenses Over the \$900/mile Cap

Snowmobile Season	Total Request	Supplemental Paid	Unpaid Exp Above Cap
2018-19	\$ 3,492,658	\$ 3,438,074	\$ 224,745
2019-20	\$ 3,322,696	\$ 3,303,768	\$ 359,482
2020-21	\$ 1,693,563	\$ 1,666,258	\$ -
Average	\$ 2,836,306	\$ 2,802,700	\$ 194,742

Cap Currently
\$900/mi

Details on Counties Over Supp Cap in past 3 years

Season	Co	Supp Cap	Total Exp	Amt Above Cap	Per Mile Exp
2018-19	Forest	\$ 365,211	\$ 380,758	\$ 15,547	\$ 938
2018-19	Iron	\$ 273,780	\$ 281,863	\$ 8,083	\$ 927
2018-19	Oneida	\$ 363,150	\$ 426,050	\$ 62,900	\$ 1,056
2018-19	Vilas	\$ 435,600	\$ 557,351	\$ 121,751	\$ 1,152
2018-19	DNR's Bearskin	\$ 10,920	\$ 18,139	\$ 7,219	\$ 997
2018-19	DNR's NHAL	\$ 16,680	\$ 25,926	\$ 9,246	\$ 933
2019-20	Forest	\$ 364,950	\$ 435,208	\$ 70,258	\$ 1,073
2019-20	Iron	\$ 277,200	\$ 291,127	\$ 13,927	\$ 945
2019-20	Oneida	\$ 372,150	\$ 443,428	\$ 71,278	\$ 1,072
2019-20	Vilas	\$ 437,400	\$ 623,175	\$ 185,775	\$ 1,282
2019-20	DNR's Bearskin	\$ 10,920	\$ 29,164	\$ 18,244	\$ 1,602

Remaining Balance

Season	Gas Tax Multiplier Rev.	NR Trail Pass Rev + Carryover	Expenditures	Ending Balance
2016-17	\$ 1,724,058	\$ 2,071,484	\$ 1,255,154	\$ 2,540,388
2017-18	\$ 1,979,629	\$ 2,668,068	\$ 2,145,475	\$ 2,502,222
2018-19	\$ 1,862,287	\$ 3,457,219	\$ 3,438,074	\$ 1,881,432
2019-20	\$ 1,818,499	\$ 2,657,076	\$ 3,303,768	\$ 1,171,807
2020-21	\$ 1,818,499	\$ 2,538,990	\$ 1,666,258	\$ 2,691,231
Average	\$ 1,840,594	\$ 2,678,567	\$ 2,361,746	\$ 2,157,416

Snowmobile Council 'New Mile' Funding Recommendations 2021-22

Pending Additional Reviews

PROJ #	REGION	COUNTY	TRAIL NAME	Orig Mi	Aprv Mi	\$ Total	Awarded?
NM-144	WCR	Adams	R4	2.4	2.4	\$ 720	Yes
NM-145	WCR	Adams	R5	1.2	2.1	\$ 630	Yes
NM-146	WCR	Adams	R6	2.7	2.7	\$ 810	Yes
NM-62	NOR	Burnett	Trail 22	5.3			
NM-20	NER	Calumet	Badger Creek Trail	2.4	2.4	\$ 720	Yes
NM-17	WCR	Chippewa	Loopy's	2.0	2.0	\$ 600	Yes
NM-35	WCR	Chippewa	Buckthorn Trail	4.7	4.7	\$ 1,410	Yes
NM-53	WCR	Chippewa	Old Abe South (St. Trail)	5.9	5.9	\$ 1,770	Yes
NM-54	WCR	Chippewa	Trail 64	3.5			On Hold
NM-73	WCR	Chippewa	Drywood Trail	1.6	1.6	\$ 480	Yes
NM-74	WCR	Chippewa	Tilden Cut Across	3.8	3.8	\$ 1,140	Yes
NM-147	WCR	Chippewa	Albertville	2.4	2.4	\$ 720	Yes
NM-49	SCR	Columbia	Trail 71	6.0	6.0	\$ 1,800	Yes
NM-82	SCR	Columbia	Trail 86	2.1	2.1	\$ 618	Yes
NM-103	SCR	Columbia	Trail 61	3.8	3.8	\$ 1,137	Yes
NM-50	SCR	Dane	Trail 61	2.1	2.0	\$ 600	Yes
NM-51	SCR	Dane	Trail 18 (to Columbia 86)	3.9	4.0	\$ 1,200	Yes
NM-83	SCR	Dane	Trail 51	2.2	2.2	\$ 660	Yes
NM-11	SCR	Dodge	Segment 6	0.7	0.6	\$ 180	Yes
NM-30	SCR	Dodge	Segment 3	0.3	0.2	\$ 60	Yes
NM-52	SCR	Dodge	Segment 8	7.4	7.4	\$ 2,211	Yes
NM-84	SCR	Dodge	Segment 2	7.7	7.7	\$ 2,306	Yes
NM-85	SCR	Dodge	Segment 4	9.1	10.1	\$ 3,030	Yes
NM-86	SCR	Dodge	Segment 5	5.5	5.6	\$ 1,680	Yes
NM-87	SCR	Dodge	Segment 7	1.6	1.5	\$ 450	Yes
NM-40	NER	Door	Potawatomi to Wilson Rd	4.0	4.0	\$ 1,200	Yes
NM-63	NOR	Douglas	Trail 6	4.8	4.6	\$ 1,380	Yes
NM-104	WCR	Dunn	Trail 1	4.7			
NM-105	WCR	Dunn	Trail 5	3.0			
NM-21	NER	Fond du Lac	St Peter South	5.2	5.2	\$ 1,560	Yes
NM-22	NER	Fond du Lac	Brownsville	8.0	7.2	\$ 2,160	Yes
NM-56	NER	Fond du Lac	Waupun North Loop	4.8	4.8	\$ 1,440	Yes
NM-93	NER	Fond du Lac	Cedar Ridge	5.0	0.0	\$ ---	Scored 2 pnts
NM-31	SCR	Grant	Lancaster	15.0	11.7	\$ 3,510	Yes
NM-69	SCR	Grant	Cuba City to Dickeyville	10.4	9.8	\$ 2,940	Yes
NM-4	SCR	Green	Request 1	17.5			
NM-5	SCR	Iowa	T-Riders	12.0	0.0	\$ ---	Withdrawn, Need
NM-70	SCR	Jefferson	Watertown By-Pass	4.5			
NM-88	SCR	Jefferson	Rome	5.2	0.0	\$ ---	Withdrawn
NM-18	WCR	Juneau	River Trail - CRRR Club	7.4			
NM-57	NER	Kewaunee	L-ELL	8.1	8.1	\$ 2,430	Yes
NM-94	NER	Kewaunee	DU-LL	1.3	1.3	\$ 390	Yes
NM-36	WCR	La Crosse	Hammes Trail	1.2	1.2	\$ 357	Yes
NM-89	WCR	La Crosse	Steiger Trail	0.8	0.8	\$ 240	Yes
NM-2	SCR	Lafayette	Belmont-Scales Mound	22.7	22.7	\$ 6,810	Yes

Snowmobile Council 'New Mile' Funding Recommendations 2021-22

Pending Additional Reviews

NM-12	SCR	Lafayette	SPVR Leadmine	2.9	2.9	\$ 870	Yes
NM-13	SCR	Lafayette	Shullsburg	1.3	0.8	\$ 240	Yes
NM-14	SCR	Lafayette	Darlington	9.8	9.5	\$ 2,850	Yes
NM-15	SCR	Lafayette	Gratiot	11.7	11.3	\$ 3,390	Yes
NM-16	SCR	Lafayette	SPVR Wiota	9.7	8.4	\$ 2,520	Yes
NM-32	SCR	Lafayette	Leadmine	6.9	4.6	\$ 1,380	Yes
NM-33	SCR	Lafayette	Leadmine Cuba City	4.6	5.8	\$ 1,740	Yes
NM-34	SCR	Lafayette	Cuba City to Q trail	5.8	6.9	\$ 2,070	Yes
NM-27	NOR	Lincoln	J to Langlade	3.3			
NM-99	NOR	Lincoln	Beacon Trail	0.7			
NM-100	NOR	Lincoln	Alta Springs Trail	8.9			
NM-101	NOR	Lincoln	Somo Lake Trail	6.0			
NM-8	NER	Manitowoc	C-2 #14	0.6	0.6	\$ 180	Yes
NM-23	NER	Manitowoc	C-2 #15	2.4	2.4	\$ 720	Yes
NM-24	NER	Manitowoc	D-2-2, D-2-1, B-2 Pigeon	11.5	11.5	\$ 3,450	Yes
NM-77	NER	Manitowoc	M-2	1.2	1.2	\$ 360	Yes
NM-10	NER	Marinette	#4 Int 315-318	3.4	3.4	\$ 1,020	Yes
NM-9	NER	Marinette	#1 Corridor 18 Int 214-Airport	1.7	1.7	\$ 510	Yes
NM-25	NER	Marinette	#3 East side Peshtigo to Int 3	2.8	2.5	\$ 750	Yes
NM-78	NER	Marinette	#2 Corridor 18, Int 216-217	1.5	1.5	\$ 450	Yes
NM-7	WCR	Monroe	Trail 65	4.3			
NM-26	NER	Oconto	Saul Springs Connector	4.5	4.5	\$ 1,350	Yes
NM-41	NER	Oconto	Gillett East River	1.9	1.7	\$ 510	Yes
NM-58	NER	Oconto	Lower Loop	1.6	1.6	\$ 480	Yes
NM-6	NER	Outagamie	Z6-1-NPR	1.4	1.0	\$ 300	Yes
NM-79	NER	Outagamie	Z1-1-NG	1.7	1.7	\$ 510	Yes
NM-133	SER	Ozaukee	Sheboygan Co Line-Hwy 57	1.8	1.8	\$ 540	Yes
NM-75	WCR	Pierce	County E	5.3	5.3	\$ 1,590	Yes
NM-55	WCR	Portage	Trail 406	2.4			
NM-76	WCR	Portage	Trail 404	8.6			
NM-28	NOR	Price	Trail 118	6.5			
NM-64	NOR	Price	Trail 88	2.4			
NM-135	SER	Racine	Saller Woods	2.4	2.4	\$ 720	Yes
NM-72	SCR	Sauk	HC3	7.0			
NM-71	SCR	Sauk	WM1	7.8			
NM-131	NOR	Sawyer	Trail 3	1.4			
NM-130	NOR	Sawyer	Trail 18 North	3.2			
NM-132	NOR	Sawyer`	Trail 18 South	2.0			
NM-42	NER	Shawano	Outagamie #1	4.2	4.2	\$ 1,260	Yes
NM-95	NER	Shawano	Tigerton to Carolina	13.0	13.0	\$ 3,900	Yes
NM-96	NER	Shawano	Mattoon-Langlad Co	3.9	3.9	\$ 1,170	Yes
NM-136	SER	Sheboygan	PSR Club-2	2.5	2.5	\$ 759	Yes
NM-138	SER	Sheboygan	NF Club 1	3.2	3.2	\$ 972	Yes
NM-141	SER	Sheboygan	RL-Club 5	2	2	\$ 600	Yes
NM-91	WCR	St. Croix	Erin to Emerald 9B	11.0	9.9	\$ 2,970	Yes
NM-46	NOR	Taylor	Brooks Trail	0.6			
NM-47	NOR	Taylor	Rib Lake City Trail	0.4			

Snowmobile Council 'New Mile' Funding Recommendations 2021-22

Pending Additional Reviews

NM-48	NOR	Taylor	M4 Trail	0.5			
NM-65	NOR	Taylor	Q Trail	3.8			
NM-19	WCR	Trempealeau	Arcadia to Buffalo	5.4	9.7	\$ 2,910	Yes
NM-29	NOR	Vilas	Conover 8A	0.7			
NM-67	NOR	Vilas	Birch Lake Trail 6 - PI	1.2			
NM-68	NOR	Vilas	Little Bohemia	0.9			
NM-66	NOR	Vilas	Trout River - LDF	1.4			
NM-81	NOR	Vilas	Eagle River Trail 1	3.0			
NM-142	SER	Washington	Plat Five	3.0	3.0	\$ 888	Yes
NM-143	SER	Washington	Kettle Moraine	1.9	1.9	\$ 576	Yes
NM-43	NER	Waupaca	#2 Int 38-New London/Out Co	4.7	4.3	\$ 1,290	Yes
NM-60	NER	Waupaca	#1 ShawCo Line-Emb VE &C	3.0	3.0	\$ 900	Yes
NM-61	NER	Waupaca	#5 Parking Corridor 9 Rail tra	0.6	0.6	\$ 180	Yes
NM-97	NER	Waupaca	#6D Int 49-18 Trail FF	1.4	1.4	\$ 420	Yes
NM-98	NER	Waushara	Tri-Co #26-#30A	8.5	8.5	\$ 2,550	Yes
NM-44	NER	Winnebago	C16-C17	5.3	6.6	\$ 1,980	Yes
NM-38	WCR	Wood	Bakerville Trail #1	1.5			

Total	486.4
--------------	--------------

<p>Written To Date 337.2 Miles \$ 101,174 in Maintenance Funding</p>

"New Mile" maintenance funding is written as an amendment to the county's existing 21-22 maintenance agreement, and funding is retroactive to July 1, 2021 upon formal amendment, if issued before June 30 of 2022.

2021-22 Snowmobile Funding Summary

<u>Category</u>	<u>Funds Available</u>	<u>Amount Requested</u>	<u>Amount Funded</u>	<u>Balance</u>
Funds Available	\$ 11,963,744			\$ 11,963,744
Maintenance (19,400 @ \$300/mile)		\$ 5,820,000	\$ 5,820,000	\$ 6,143,744
Reserve per FN Committee			\$ 1,000,000	\$ 5,143,744
Groomer Tracking Systems GPS			\$ 200,000	\$ 4,943,744

From Previous Meetings

<u>Funds For Development, etc</u>	\$ -			\$ 4,943,744
Storm Damage		\$ -	\$ -	\$ 4,943,744
Cost Increase Requests		\$ 277,577	\$ 277,577	\$ 4,666,167
Snow Bridge Rehab		\$ 2,214,171	\$ 1,870,922	\$ 2,795,245
Snow Trail Rehab		\$ 215,541	\$ 209,041	\$ 2,586,204
Snow Relocation Mandatory		\$ 27,607	\$ 27,607	\$ 2,558,597
Snow Relocation Discretionary		\$ 996,600	\$ 996,600	\$ 1,561,997
Snow Bridge New		\$ 423,750	\$ -	\$ 1,561,997
New Miles (607 @ \$300/mile)		\$ 184,258	\$ 144,193	\$ 1,417,804
Snow Acquisition		\$ -	\$ -	\$ 1,417,804
Snow Non-Trail Development		\$ 42,463	\$ -	\$ 1,417,804
Total		\$ 4,381,966	\$ 3,525,940	

<i>Pending Council Approval</i>	<u>Available</u>	<u>Amount Requested</u>	<u>Amount Funded</u>	<u>Balance</u>
Cost Increase Requests	\$ 1,417,804	\$ 32,100	\$ -	\$ 1,417,804

Grand Totals		\$ 10,234,066	\$ 9,345,940	\$ 1,417,804
---------------------	--	---------------	--------------	--------------

Final Supplemental (20-21): \$ 1,617,092.00

Status Update on Issuing Grant Agreements for New Applications Received (above)

Grant Agreements Issued (not including New Miles): 27 Grants, \$1,097,400 in funds

Grants Pending Review by DNR Staff (not including New Miles): 27 Grants, \$2,197,500 in funds

New Miles Grants Awarded: *See separate report*

2021-22 SNOWMOBILE COST INCREASE REQUESTS

Region	County		New/Increase Component	New Costs	Total	Approved	Comments	
#97	Jefferson	<p>AMENDMENT REQUEST. Jefferson County was been awarded a bridge replacement grant in the 20-21 season. Due to increasing costs for materials, they are requesting an additional \$11,600 based upon the provided quote</p>	Increase Request		\$11,600			
			Materials	\$11,600	After Cost Share:			
					\$11,600			
			Other funds received, requested, or committed?					
			Yes or No: <input type="checkbox"/> Amount: <input type="text"/>					
Original Grant # S-5565		Funding Cat. Bridge rehab						
Previous Grant \$39,900		New Grant Amt \$51,500			\$11,600			
Amt (After)								
#98	Dunn	<p>AMENDMENT REQUEST. Dunn County is requesting an additional \$20,500 to cover the costs associated with a wetlands recreation permit (\$500), an H&H study (\$10,000) and defining base floodplain elevation (\$10,000)</p>	Increase Request		\$20,500			
			Wetland Permit	\$500	After Cost Share:			
			H&H stud	\$10,000	\$20,500			
			Defining flood p	\$10,000				
			Other funds received, requested, or committed?					
Yes or No: <input type="checkbox"/> Amount: <input type="text"/>								
Original Grant # S-5677		Funding Cat. Bridge rehab						
Previous Grant \$120,513		New Grant Amt \$141,013			\$20,500			
Amt (After)								
#99	La Crosse	<p>The issue with completing this project has been a few items – first a major construction project was happening on top of the hillside behind one side of the bridge this past year. That project caused big issues with drainage and our access was limited. Second, we were not sure how to deal with the approach on that side due to some landscape changes from that other project. Third, I was struggling getting construction detail explaining the approach work proposed. The problems have been resolved now; any work done should not be in jeopardy of damage by that major project on top of the hillside plus we know how build the approach.</p>	Increase Request		\$0			
					After Cost Share:			
					\$0			
			Other funds received, requested, or committed?					
			Yes or No: <input type="checkbox"/> Amount: <input type="text"/>					
Original Grant # S-5419		Funding Cat. Bridge rehab						
Previous Grant \$16,000		New Grant Amt \$16,000			\$0			
Amt (After)								
March Total					\$32,100	\$0		